

# Scratch

of Sweden



No More Nail Problems  
Performance Oriented  
Hand & Nail Care

PRODUCT GUIDE



100 % SWEDISH NATURAL HAND & NAIL CARE AND COLOR

# About Scratch



Scratch is a Swedish brand and a family owned company with more than thirty years in the Swedish nail market. The company was founded in 1985 by Marie Houston with focus on nail therapy and manicure training, as well as the development of hand and nail care products. Scratch concept is to provide both professionals and consumers with performance oriented hand and nail care.

## Scratch hand & nail care and color



- 100 % Swedish Natural Hand- & Nail Care
- Friendly Formula
- Cruelty Free
- Vegan
- Eco Friendly
- Sustainable Development

Scratch is a premium brand focused on natural nail care with manufacturing and production in Sweden. Our products and ingredients are our own formulations and a guarantee for the highest quality and product performance.

«Let your hands do the talking!»



# Scratch premium nail lacquers



- Long-Lasting
- High Gloss
- Fast Drying
- Professional Quality

Scratch Lacquers have a friendly formula without additives of formaldehyde, formaldehyde resin, toluene, camphor or dibutyl phthalate. All colored products contain colors approved by EEC / CTFA and are dermatologically tested.

From Scratch 56 colors you will always find inspiration and the right colors regardless of trends and seasons.

## Lacquers are divided into the following categories













- French Manicure Nudes
- Classic Creams
- Jewellery Box - Pearl / Shimmer / Metallic
- Sparkle Deco & Top Coat - Effect Lacquers

Scratch Premium Lacquers are stylishly boxed in Black and Gold, to highlight the quality and luxury of the products, and to guarantee the customer a fresh unopened bottle.

«Love all our colours all the time!»













# Product geography

Hand & Nail Care	Base Coat / Foundation	Top Coats / Finish
<p>#001</p>  <p>Nail Food</p>	<p>#100</p>  <p>Multi Top &amp; Base Coat</p>	<p>#100</p>  <p>Multi Top &amp; Base Coat</p>
<p>#097</p>  <p>Nail Food Pen</p>	<p>#109</p>  <p>Stuck On You Base Coat</p>	<p>#103</p>  <p>Fast Dry Top Coat</p>
<p>#095</p>  <p>Hand &amp; Cuticle Care Night Repair</p>	<p>#101</p>  <p>Ridgefiller Base Coat</p>	<p>#110</p>  <p>Let it Shine Top Coat</p>
<p>#094</p>  <p>No Dry Hands Moisturizer</p>		<p>#111</p>  <p>Let it Glow</p>
<p>#114</p>  <p>Cuticle Remover</p>		<p>#119</p>  <p>Matte Lacquer Top Coat</p>



# Product geography

Nail Cures / Treatments	Accessories	Tools
<p>#106</p>  <p>No Soft Nail</p>	<p>#112</p>  <p>Let It Dry - Polish Dry</p>	<p>#021</p>  <p>Manicure File Ivory</p>
<p>#107</p>  <p>No Dry Nail</p>	<p>#006</p>  <p>Special Polish Remover</p>	<p>#002</p>  <p>Crystal Stone</p>
<p>#108</p>  <p>No Yellow Nail</p>		<p>#004</p>  <p>Nail Shiner</p>
<p>#113</p>  <p>No Bite</p>		<p>#557</p>  <p>Nail Brush Mini</p>

# Scratch Hand- and Nail Care

## Nail Food®

The success and the original. 100% natural oils

- Nail conditioning oil that gives the nail strenght and elasticity.
- Regains the nails flexibility.
- Treats and repairs all nail conditions; Dry, soft, rock hard, fragile and peeling.
- Conditions, smooth and soothe irritated cuticles.

### Usage:

Apply 1 drop on nail and cuticle twice a day. Distribute to all finger nails by rubbing nail plates together.

This way of Massaging the nail plates is what we call "Nail Work Out".

The Nail Food can also be buffed into the nail (oil buffing) using the nail shining buffer step 2 and 3.

Nail Food Oil can be used on natural, artificial or lacquered nails.

### Ingredients:

Cold-pressed Virgin oils of Sesame, Lavender, Myrrh, Essential and Vegetable Oils.

10 ml #001, 30 ml #000, 2 ml #097 Brush & Go Pen

INCI: Sesamum indicum seed oil, Commiphora myrrha gum oil, Lavandula angustifolia flower oil.



## No Dry Hands Moisturizer™

Fast absorbing nourishing hand cream.

- "Hand Food".
- Nourish and protect hands without leaving a sticky feeling.
- Softens, moisturizes and nourishes the skin for silky-smooth hands and a fresh luster.

### Usage:

As often as you need. In the evening you can mix in a few drops of Nail Food for a richer night formula.

### Ingredients:

Sesame oil, Lavender oil, oil of Myrrh  
Saccharomyces/ Xylinum (extract of black tea),  
Vitamin E, Jojoba oil, Oil from Meadow flower.

50 ml #094

INCI: Aqua, Glycerin, Glyceryl stearate, Cetyl alcohol, Lavandula Angustifolia oil, Sesamum indicum oil, Commiphora myrrah gum oil, Linalool, Cetareth-20, Saccharomyces/ Xylinum black tea ferment, Phenoxxyethanol, Tocopheryl acetate, Allantoin, Cyclopentasiloxane, Hydrogenated jojoba oil, Limnathes alba seed oil, PEG-100 stearate, Olus oil, Sodium stearoyl lactylate, Sodium lactate, Benzoic acid, Dehydroacetic acid, d-limonene, Retinyl palmitate, Sodium carboxymethyl betaglukan, Hydroxyethylcellulose, beta-Sitosterol, Carnosine, Citric acid.



# Scratch Hand- and Nail Care

## Hand & Cuticle Care Night Repair™

An intensive nourishing and deep acting repair balm.

- Created as a cure for super dry cuticles and rough dry hands.
- Provides luster and elasticity, replenishes, nourishes and protects.
- Calms irritation, moisturises and repairs.

### Usage:

Hand & Cuticle Care is very economical and a small amount is enough to massage into the cuticles and hands. For maximum results let work over night with cotton gloves. The ointment is a carefully tested formula with lanolin and cold-pressed oils from the well known nail conditioner NAIL FOOD®. Lanolin is known for its protective, moisture and softening properties on dry, chapped and cracked skin. Lavender oil is anti-inflammatory. Sesame oil is emollient and protective. Oil of Myrrh for dry, cracked skin with minor injuries.

### Ingredients:

Lanolin, Sesame oil, Lavender oil, oil from Myrrh, Almond oil, Sunflower oil

15 ml #095

**INCI:** Lanolin, Aqua, Sesamum indicum seed oil, Lavandula angustifolia oil, Commiphora myrrha gum oil, Linalool, Prunus amygdalus dulcis oil, Lecithin, Parfum, Helianthus annuus seed cera, Pheonoxyethanol, Limonene, Citral, Caprylyl glycol



## Cuticle Remover

Treats dry and overgrown cuticles.

- Removes dehydrated skin and overgrown cuticles.
- Nourishing, softening, soothing, anti-inflammatory and moisturizing properties.

### Usage:

Soak fingers in warm soapy water .

Massage a few drops of Cuticle Remover around the entire nail.

Let work for 2-3 minutes, gently push back cuticles.

Clean skin residue with nail brush.

Rinse / wash hands after use.

### Ingredients:

Almond oil, Rosehip seed oil, Allantoin,  
Oat Kernel Extract, Tocopherol/antioxidant.

12 ml #114

**INCI:** Aqua, Glycerin, Propylene glycol, Trisodium phosphate, Phenoxyethanol, Carbomer, Laureth-4, Parfum, Prunus amygdalus dulcis oil, Mica, Rosa rubiginosa seed oil, Ethylhexylglycerin, Allantoin, CI 77891, Benzophenone-4, Avena sativa kernel extract, CI 19140, Tin oxide, CI 14700, Tocopherol, CI 42090.



# Scratch Foundation & Finish Base- Top- and Cure Treatments

## Base Coats:

These formulas are designed to create the ideal foundation for the color adhesion and extending the life of the manicure. A proper base coat works as a primer and helps bonding the polish to the nail surface while protecting the natural nail from discoloration and at the same time increases the durability of the manicure.

**Use under your color.**

## Top Coats:

These formulas work as a shield against external wear and impact. Enhances the color, depth, gloss and finish of the lacquer. Extends durability and prevents the lacquer from chipping.

**Use on top of your color.**

## Cure Treatments:

A base coat that cures and addresses your nail problem according to your individual needs. Use as a cure by applying layer on layer for 7 days on clean and dry surface. Remove the layering with special nail polish remover after 7 days and repeat the routine.

**Cure Treatments - always use in combination with Nail Food® for best results.**



## Scratch Base Coats

### Multi Base & Top Coat

2 in 1 - Base and Top Coat - All in one product.

- Preparing and protective base
- Protective top - Enhances and extends the durability and shine of the color.
- Smart and easy 2 in 1 - All in one product.

### Usage

1 layer as base coat + 1 layer as top coat

2 layers as natural nail polish.

12 ml #100



**INCI:** Ethyl acetate, Butyl acetate, Nitrocellulose, Adipic Acid/Neopentyl Glycol/Trimellitic Anhydride Copolymer, Acetyl tributylcitrate, Isopropyl alcohol, Benzophenone-3, Trimethylpentandiyldibenzoate, Polyvinylbutyral, Violet 2.



# Scratch Base Coats

## Stuck On You

Nourishing Base Coat for dry and brittle Nails.

- The ideal foundation for nail colors , extends the life of any manicure.
- Rebuilding, moisturizing restores the condition of your nails.
- Enriched with vitamin E, seaweed extract, iron, zinc, silicon and calcium.

### Usage

As a base coat: apply one coat to clean nails before nail color.

As a natural nail polish: two layers on clean nail.

12 ml #109



**INCI:** Ethylacetate, Butylacetate Nitrocellulose, Isopropyl alcohol, Acetyl tributyl citrate, Adipic acid / neopentyl glycol / trimellitic Anhydride copolymer, Mek, Sucrose benzoate, Stearalkonium bentonite, Mica, Benzophenone-1, Algae extract, Rosa moschata seed oil, Tocopheryl acetate, Titanium dioxide, Trimethylpentandiyl dibenzoate, Polyvinyl butyral, Dimethyloxobenzo dioxasilane, Ironoxide, Calcium pantothenate, Yellow 5 lake

## Ridge filler

Nourishing Base Coat with Ridgefilling effect for an uneven nail surface.

- Cures dry and brittle nails.
- Enriched with Vitamin E and sea weed extract.
- Creates an even surface.

### Usage

One or two layers as a base coat or as a natural nail look.

12 ml #101



**INCI:** Butyl acetate, Ethyl acetate, Nitrocellulose, Acetyl tributyl citrate, Isopropyl alcohol, Phthalic anhydride / Trimellitic Anhydride / Glycols copolymer, Isobutyl Acetate, Mica, Styrene Acrylates Copolymer, Stearalkonium Hectorite, Benzophenone-1, Titanium Dioxide, Tocopheryl Acetate, Algae Extract.

# Scratch Top Coats

## Fast Dry Top Coat

Super Fast Drying Top Coat

- Speeds up the drying time.
- Enhances the color and shine of the lacquer.
- Provides a hard and high gloss finish.
- Gives the lacquer extra long durability

### Usage

Allow the Color Coat to dry 60 seconds before application.

12 ml #103



**INCI:** Butyl acetate, Ethyl acetate, Cellulose Acetate Butyrate, Isopropyl alcohol, Acetyl tributyl citrate, Benzophenone-1, Violet 2.

## Let It Shine, - Super Shine Top Coat

Top Coat with superior high gloss and "GEL LOOK" finish

- Provides an ultra shiny and durable result
- Enhances the color of the lacquer and provides a "Gel Look " finish.
- Perfect for sealing Nail Art.

### Usage

Apply on top of color and nail art.

12 ml #110



**INCI:** Ethyl acetate, Butyl acetate, Nitrocellulose, Adipic Acid/Neopentyl glycol/trimellitic, Anhydride copolymer, Isopropyl alcohol, Sucrose Benzoate, MEK, Acetyl tributyl citrate, Benzophenone-3, Trimethylpentanediyl dibenzoate, Polyvinyl Butyral, Ferric Ammonium Ferrocyanide, Yellow 11.

# Scratch Top Coats

## Let It Glow Top Coat

Top Coat with UV filter.

- Protects and enhances the color and durability of the lacquer.
- Provides a fluorescent surface for all types of varnishes.
- Hides and camouflages all yellow tones a from sun, foundations, make up, sun screen products and other pigmentations that may discolor your manicure.

### Usage

Apply on top of color.

12 ml #111



**INCI:** Ethyl acetate, Butyl acetate, Nitrocellulose Phthalic anhydride / Trimellitic anhydride / Glycols copolymer, Acetyl tributyl citrate, Sucrose acetate benzoate, Isopropyl alcohol, Heptane, Alcohol denat, Benzophenone-3, Dibenzoxazonyl naphthalene, Dimethicone, Violet 2.

## Matte Lacquer - No Shine Top Coat

Top Coat with satin matte effect on all lacquers.

- Top Coat that transforms all shiny lacquers to matte.
- Can be used with or without Color for matte finish.
- Perfect for creating matte/shiny effects in Nail Art.

### Usage

Apply on top of color.

12 ml #119



**INCI:** Ethyl acetate, Butyl acetate, Nitrocellulose, Adipic Acid/Neopentyl glycol/trimellitic, Anhydride copolymer, Isopropyl alcohol, Sucrose Benzoate, MEK, Acetyl tributyl citrate, Benzophenone-3, Trimethylpentanediyl dibenzoate, Polyvinyl Butyral, Ferric Ammonium Ferrocyanide, Yellow 11.

# Scratch Cure Treatments

## No Soft Nail

Nourishing Nail Strengthening Cure.

- Treatment Laquer for soft and weak nails.
- Contributes to the formation and the hardening of the keratin.
- Enhances and increases the nails condition, strenght and resistance.

### Use

**As a base coat** one layer under your color coat protects from discoloration and dehydration as well as extends the durability of your varnish.

**As Cure** apply one layer daily on clean and dry surface for 7 days.  
Remove with special nail polish remover and repeat the routine

12 ml. #106



**INCI:** Ethyl acetate, Butyl acetate, Nitrocellulose, Adipic acid/neopentyl glycol/trimellitic anhydride copolymer, Acetyl tributyl citrate, Isopropyl alcohol, N-Butyl alcohol, Benzophenone-3, Mek, Alumina, Trimethylpentanediyl dibenzoate, Polyvinyl butyral, Citral, Acetyl methionine, CI 60725.

## No Dry Nail

Nourishing Nail Strengthening Cure

- Treatment Lacquer for dry and brittle nails.
- Strengthens and restores the natural moisture balance and the suppleness of the nail.
- Helps fortify nail keratin to resist splitting, cracking and tearing.
- Antioxidant Coctail enriched wih vitamin E, C, B5 derivatives and vitamin A.

### Use:

**As a base coat** one layer under your color coat protects from discoloration and dehydration as well as extends the durability of your varnish.

**As Cure** apply one layer daily on clean and dry surface for 7 days.  
Remove with special nail polish remover and repeat the routine

12 ml. #107



**INCI:** Ethyl acetate, Butyl acetate, Nitrocellulose, Adipic acid/neopentyl glycol/trimellitic anhydride copolymer, Acetyl tributyl citrate, Isopropyl alcohol, N-Butyl alcohol, Benzophenone-3, Alumina, Argania spinosa kernel oil, Trimethylpentanediyl dibenzoate, Panthenyl triacetate, Mek, Polyvinyl butyral, Tocopheryl acetate, Retinyl palmitate, Magnesium ascorbyl phosphate, Helianthus annuus seed oil, CI 26100, CI 60725, Tocopherol.

# Scratch Cure Treatments

## No Yellow Nail

Nourishing and Nail Strengthening Cure

- Treatment Lacquer for yellow and discolored nails.
- A polish effect that visibly lightens and beautifies
- Creates a transparent film that immediately hides dull and yellowing nails.
- Enriched with Vitamin E, Calcium and Sea weed extract.

### Use:

**As a base coat** one layer under your color coat protects from discoloration and dehydration as well as extends the durability of your varnish. Two layers as a natural fresh look.

**As Cure** apply one layer daily on clean and dry surface for 7 days.

Remove with special nail polish remover and repeat the routine

12 ml. #108



**INCI:** Butyl acetate , Etyl acetate, Nitrocellulose, Acetyl tributyl citrate, Isopropyl alcohol, Isobutyl acetate, Adipic acid/neopentyl glycol/trimellitic Anhydride copolymer, Styrene/acrylates copolymer, Stearalkonium bentonite, Titanium dioxide, Benzophenone-1 , Mica, Tocopheryl acetate, Trimethylpentandiyl dibenzoate, Polyvinyl butyral, Algae extract, Calcium pantothenate, Violet 2.

## No Bite

Nourishing and bitter tasting Cure

- Treatment Lacquer Discourages Nail and Cuticle biting.
- Bitter tasting Lacquer with Denatonium Benzoate to help break the nail biting habit.
- Suitable for men and women all ages.
- Resists hand washing and remains efficient for several days.
- Enriched with Vitamin E- acetate.
- Invisible without color or shine.

### Use

**As a base coat** one layer under your color coat protects from discoloration and dehydration as well as extends the durability of your varnish.

**As Cure** apply one layer daily on clean and dry surface for 7 days.

Remove with special nail polish remover and repeat the routine

12 ml. #113



**INCI:** Butyl acetate, Etyl acetate, Cellulose acetate propionate, Mek, Isopropyl alcohol, Adipic acid/neopentyl glycol/trimellitic Anhydride copolymer, Silica, Denatonium benzoate, Tocopheryl acetate, Yellow 5 lake, Red 6 lake, Yellow 11.



# Scratch Accessories

## Let It Dry

Polish Dry Oil.

- Increases the evaporation from the nail polish for faster drying time.
- Provides immediate protection for the nail polish.
- Provides a significantly shorter drying time.

## Use

Apply one drop without brushing, on the center of each nail directly after the Top Coat.

The drop will cover the entire surface and dry in a few seconds protecting the manicure from damage.

12 ml. #112



**INCI:** Cyclomethicone, Acetyl tributyl citrate, Mek, Benzophenone-3, Violet 2.

## Special Remover

Non acetone polish remover, without oil and perfume.

- For effective and gentle removal of nail polish.
- Guaranteed for artificial and natural nails.
- Does not dehydrate your natural nail.
- No discoloration.

## Use

Apply on dry cotton pad, place onto the nail surface for a few seconds to better dissolve the lacquer. Press and remove away from skin area to avoid residues from the color.

Always wash hands after use.

Apply a drop of NAIL FOOD® to condition the nail plate and cuticle.

Massage into nails with 3 way shining buffer or wipe off any excess oil before polish.

100 ml. #006



**INCI:** Isopropyl Alcohol, Methyl Ethyl Ketone, n-Butyl Acetate, Aqua, CI 17200

# Scratch Tools

## Manicure Nail File Ivory

Fine 240grit. Hygienic/ Washable

- Gentle manicure file for natural nails
- Shapes and effectively shortens the natural nail
- Keeps your free edge nice and smooth.

### Use:

Shape the nail from side to middle, do not saw back and forth  
Complete the shaping by sealing / "closing the free edge"  
with the Crystal Stone.

Clean your File with nail brush, soap and water . Wipe dry and  
store your nail file in the enclosed package.

#021



## Crystal Stone

File and Cuticle Pusher - 2 in 1 Tool for both Nail and Cuticle Care.

Hygienic/ Washable.

- Crystal Stone gently pushes back cuticles & overgrown skin without damaging the nail plate or the cuticles.
- Crystal Stone seals and "closes" the free edge of the nail and prevents the nail from peeling or tearing.
- Prevents and removes sharp edges and tears.

### Use

**Wet Crystal Stone** - With soft circular movements exfoliate and remove dry skin from around and on the nail plate. For best result use after manicure soak and with Cuticle Remover.

**Dry Crystal Stone** - Seal and "close" the nail after shaping with manicure file. Use with "sawing" movements. Clean with nail brush, soap and water. Wipe dry and store in supplied plastic sleeve.

#002



# Scratch Tools

## Nail Shining Buffer

3-Way Nail Shining Buffer of high quality. Hygienic/ Washable.

- Removes uneven and discolored nail surfaces.
- Provides nail with a glossy finish and a protective surface.
- Provides a perfect base and attachment for the nail polish.

### Use:

**Step 1 Dark gray side:** Carefully exfoliate the entire surface of the nail. Buff in the nail growth direction.

NOTE! This first dark grey side is used no more than 3 times per year. If necessary, only the new growth is rebuffed.

**Step 2 White side:** Seal and prepare before high shine. Used regularly on naked nails and when oil buffing with Nail Food®.

**Step 3 Light gray rubber side:** Provides the final high gloss shine. Can be used daily as a massage tool on both laquered and on naked nails.

#004



## Nail Brush Mini

Soft Nail Scrub Brush with comfortable finger grip.

- Clean under the nails without damaging or scratching.
- Clean the nail plate before polish.
- Clean the nail from skin residue after cuticle work.

### Use

Use with a mild soap and water or Cuticle Remover for a gentle but effective cleaning of the nails.

May also be used Dry to massage Nail Food into the nail plate and cuticle area.

#557



# Manicure at Home

- Remove old nail polish with Scratch Nails Non Acetone Special Remover.
- Shape and / or shorten the natural nail with Scratch Nails Manicure file Ivory.
- File from side to center of nail, do not zig saw back and forth.
- Seal and "close" the free edge of the nail with Crystal Stone. Use sawing movements for sealing with Crystal Stone only.
- Let your hands rest in a warm water soak for 3-5 minutes.
- Apply the Scratch Nails Cuticle Remover to the nail plate and cuticle area. Massage and allow a few minutes to dissolve dead skin cells.
- Gently push back the cuticles with a wet Crystal Stone. Use small circular movements to exfoliate the dead skin cells.
- Rinse your hands / brush your nails with a nail brush and wipe dry.
- Apply Nail Food® to nails and cuticles. Massage, buff and shine the nail using the 3-way buffer. Wipe off any excess oil before polish.
- First, apply a foundation / base coat or a cure treatment of your choice, depending on your individual need to protect, strengthen or ridge fill the nail.
- Then apply two layers of color.
- Finally a layer of Protective Finish or Effect Deco Top Coat for high gloss, matte or glitter effect.
- Always apply your lacquer according to the application method The Fan Technology (page 18).
- Finish by applying 1 1 2 Let it Dry Fast dry oil.
- Complete the entire treatment with No Dry Hands Moisturizing Cream.



Get started with a weekly Manicure Routine.  
Prepare your product tray for a little Me Time in front of the TV while watching the News or a Movie.

# Polish Like A Pro

## The Fan Technique

Before you start, make sure to mix the contents of the polish bottle by hitting your hand at the bottom of the bottle and then roll it with bottom up between your hands.

Unscrew the cork on the bottle, wipe of the brush from the inside of the bottle neck, (in direction away from you). Now you have the right amount of color in the right place on the brush.

1. Place the brush in the center of the nail, a bit away from the cuticle.
2. Gently saturate the color towards the cuticle area. Stop 1 mm before the cuticle.  
Pull the brush towards and over the free edge of the nail.
3. Repeat the same fan technique on each side of the first color field.
4. Seal the color coat by brushing along the free edge of the nail.



This lacquering technique is used for both the base, color and top coat.

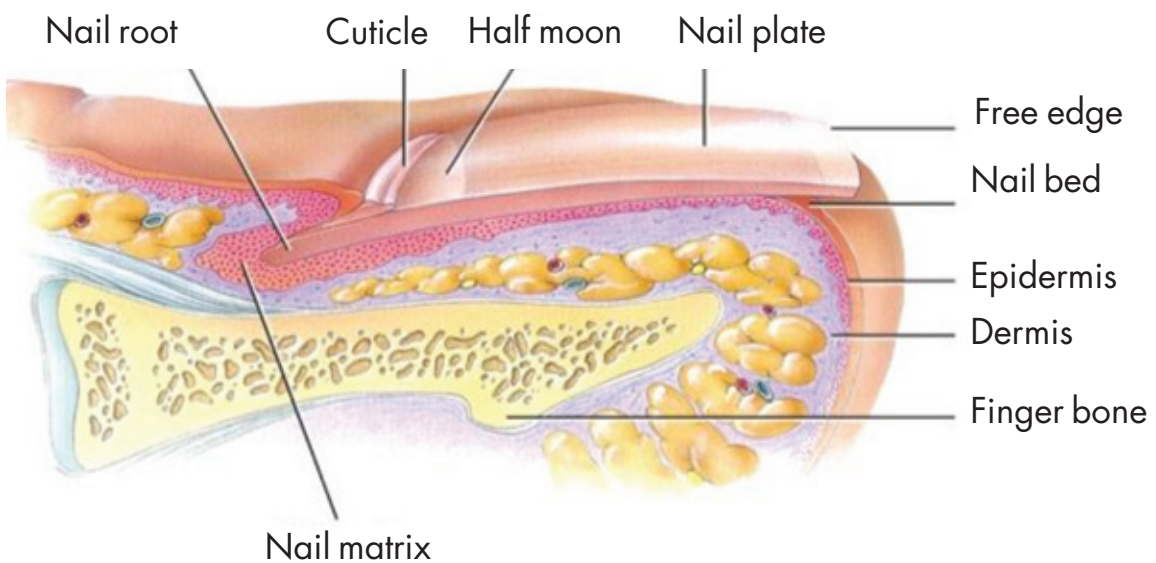
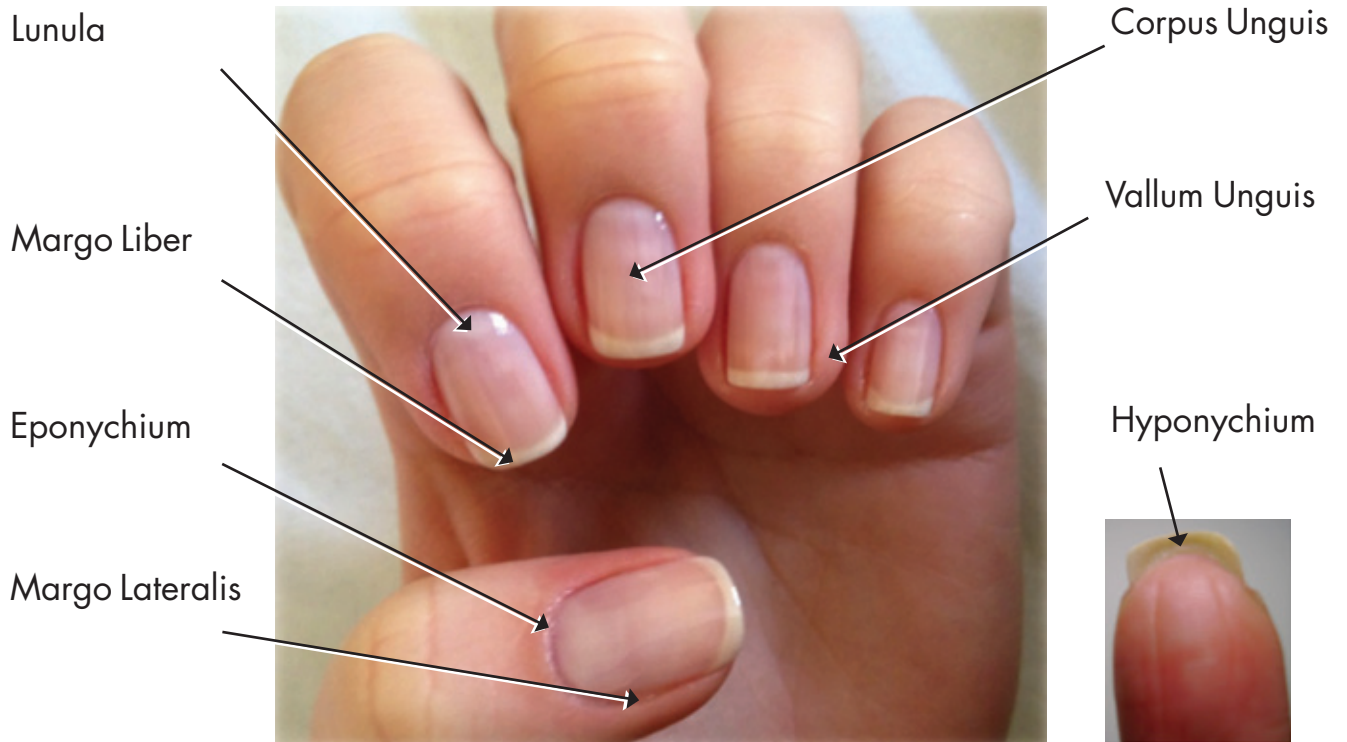
Apply thin layers so that each layer get a proper drying time in between applications .

Touch up by reapplying a top coat coat every other day to keep the color from chipping.

NOTE: Keep your bottles clean fresh and your Lacquers will last longer. Always make sure that you clean the bottle neck from dry lacquer residues before screwing on the cork.



# Nail Anatomy



# Nail Disorders

## Nail Biting - Onychophagy

Deforms the nail plate and nail bed.

Minimizes the nail bed and can lead to painful infections.

**Treatment:** Regular hand and nail care. Use of household gloves.

- 002 Crystal Stone
- 094 No Dry Hands Moisturizer
- 095 Hand & Cuticle Care Night Repair
- 113 No Bite
- 114 Cuticle Remove
- 557 Nail Brush
- 001 Nail Food



## Dry / Overgrown skin of proximal nail fold – Hangnails / Petrygium.

Cuticle that grows around the nail and attaches itself to the nail plate.

Caused by dehydration, lack of nail care, nail biting or careless cutting of cuticle skin

**Treatment:** Regular hand and nail care. Use of household gloves

- 002 Crystal Stone
- 094 No Dry Hands Moisturizer
- 095 Hand & Cuticle Care Night Repair
- 113 No Bite
- 001 Nail Food



## Ridges / Ridges on the nail plate.

**Transverse ridges on the nail - Beaus Lines:**

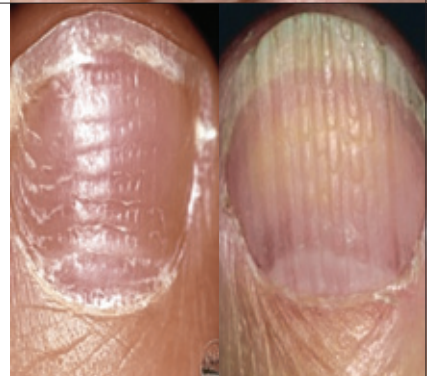
Temporary damage at nail formation. Some diseases.

**Longitudinal grooves on the nail:**

Age, hereditary or damage to the nail root.

**Treatment:** Regular hand and nail care. Use of household gloves

- 004 Nail Shining Buffer - Careful buffing
- 101 Ridgefiller
- 001 Nail Food



## White spots on the nail plate – Leuchonychia

Caused by trauma/injury to the nail plate or the the matrix area that creates fine cavities in the horn cells. The spots disappear as the nail grows.

**Treatment:** Regular hand and nail care. Use of household gloves

- 001 Nail Food



## Nail loss – Onycholysis

Separation of the nail from the nail bed. May be caused by disease, medication, harsh chemicals or mechanical trauma. (use of sharp tools under the nail.)

**Treatment:** Regular hand and nail care. Use of household gloves.

- Keep your nails short. Do not pick or scrape under the nail.
- Kepp nails short with 002 Crystal Stone.
- 557 Nail Brush
- 001 Nail Food



# Nail Disorders

## Fungus infection - Onychomycosis

The infection begins in the "corners" of the nail and spreads throughout the nail plate it becomes thick, porous and discolored and separates from the nail bed.

**Treatment:** Regular hand and nail care. Use of household gloves

- Antifungal agents.
- See a Doctor.
- Keep the nail short
- 002 Crystal Stone
- 001 Nail Food
- 557 Nail Brush



## Split Nails - Onychorrexia

Lengthwise splits on brittle nails. May be caused by damage to the nail matrix, harsh chemicals, incorrect filing, some diseases and medication.

**Treatment:** Regular hand and nail care.

- Keep nails short.
- Be careful when filing.
- Use of household gloves
- 095 Hand & Cuticle Care Night Repair
- 094 No Dry Hands Moisturizer
- 101 Ridgefiller
- 106 No Dry Nail
- 001 Nail Food



## Soft, weak nails

The nail is thin, weak and soft.

May be caused by harsh chemicals, medication.

Vitamin and mineral deficiency, overexposure of water.

**Treatment:** Regular hand and nail care. Use of household gloves

- 106 No Soft Nail
- 001 Nail Food
- Use of household gloves



## Dry nails

The surface is dull and matte without shine. The nail peels easily.

May be caused by dehydration, age, harsh chemicals, cold climate, paper and money.

**Treatment:** Regular hand and nail care. Use of household gloves

- 094 No Dry Hands Moisturizer
- 095 Hand & Cuticle Care Night Repair
- 107 No Dry Nail
- 108 No Yellow Nail
- 001 Nail Food.
- Use of household gloves



## Discoloured / Yellow nails

Yellow and discolored nails may be due to lack of base coat, nicotine, acetone, disease or extreme slow nail growth (on elderly and on toe nails).

**Treatment:** Regular hand and nail care. Use of household gloves

- Always wear base coat before color.
- 004 Nail Shining Buffer
- 006 Special Remover
- 108 No Yellow Nail
- 109 Base Coat
- 001 Nail Food





## ABOUT SCRATCH

Scratch is a Swedish brand and a family company with more than thirty years in the Swedish nail market. Scratch concept is to provide both professionals and consumers with performance oriented hand and nail care.

## SCRATCH HAND & NAIL CARE AND COLOR

- 100 % Swedish Natural Nail Care
- Friendly Formula
- Cruelty Free
- Vegan
- Eco Friendly
- Sustainable Development

## SCRATCH PREMIUM NAIL LACQUER

- Long-lasting
- High gloss
- Fast drying
- Professional quality

Scratch Premium Lacquers are stylishly boxed in Black and Gold, to highlight the quality and luxury of the products, and to guarantee the customer a fresh unopened bottle.



For information & inspiration  
#scratchofsweden

Scratch, SICS AB  
Bjurholmsplan 25, 116 63 Stockholm, SWEDEN  
+46 8 694 70 45  
info@scratchofsweden.se



www.scratchofsweden.com

## SPARKLE DECO & TOP COAT



## FRENCH MANICURE



## CLASSIC CREAMS





**314**  
Just Mud



**316**  
One Apple A Day



**318**  
Camouflage



**315**  
Dusty Mauve



**317**  
Inkie Pinkie

## JEWELLERY BOX



**205**  
Baby Blue Pearl



**402**  
Coral Gold



**404**  
18 Carat Gold



**500**  
Sapphire



**502**  
Turquoise



**504**  
Brown Sugar



**506**  
Strawberry Shimmer



**508**  
White Pearl



**510**  
Frosted



**514**  
Silver Pearl



**520**  
Black Purple



**522**  
Nineteen Eighty Five



**400**  
Ruby



**403**  
Amethyst



**405**  
Green Gold



**501**  
Rose Quartz



**503**  
Orange Gold



**505**  
Tanned



**507**  
Pink Pearl



**509**  
Dynasty



**512**  
Black Pearl



**515**  
Red Gold



**521**  
Coffee Break

## FINISH & FOUNDATION

**100** Multi - 2 in1 - Base and Top Coat - All in one product.

**101** Ridge Filler - Nourishing Base Coat with Ridgefilling effect for an uneven nail surface.

**103** Fast Dry Top Coat - Super Fast Drying Top Coat.

**106** No Soft Nail - Nourishing Nail Strengthening Cure Treatment for soft and weak nails.

**107** No Dry Nail - Nourishing Nail Strengthening Cure Treatment for dry and brittle nails.

**108** No Yellow Nail - Nourishing and Nail Strengthening Cure Treatment for yellow and discolored nails.

**109** Stuck on You - Nourishing Base Coat  
The ideal foundation for nail colors, extends the life of any manicure.

**110** Let it Shine - Super Shine Top Coat  
Top Coat with superior high gloss and "GEL LOOK" finish.

**111** Let It Glow - Top Coat with UV filter that blocks out yellow tones and provides a fluorescent shine.

**112** Let It Dry - Polish Dry Oil.

**113** No Bite - Nourishing and bitter tasting Cure Treatment. Discourages Nail and Cuticle biting.

**114** Cuticle Remover - Treats dry and overgrown cuticles.

**119** Matte Lacquer - No Shine Top Coat with satin matte effect on all lacquers.







Scratch Nails, SICS AB  
Bjurholmsplan 25,  
11663 Stockholm, Sweden.  
+46 (0)8 694 70 45  
info@scratch-nails.se



[www.scratchofsweden.com](http://www.scratchofsweden.com)